



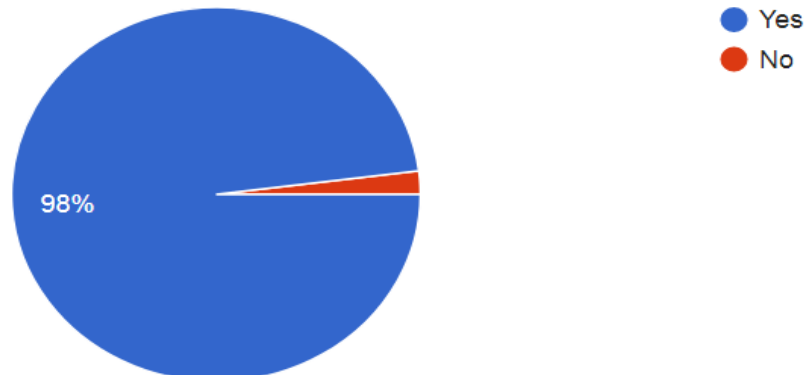
# IPS ACADEMY, INDORE

## STUDENT SATISFACTORY SURVEY (2020-21) Analysis Report

IQAC cell has conducted an online Student Satisfaction Survey on Teaching – Learning and Evaluation, to upgrade the quality of higher education. In this survey, overall 20 questions and along with suggestions from different categories were put amongst students to know their experience and expectation. 396 students participated in the survey. Out of 396 students 98% students confirm that they have filled this survey for the first time. Students under the age 17-45 years have filled this survey. 24% students are from PG Courses and 76% are from UG courses. Of these, 44.9% are female and 55.1% male. 48.5, 19.2, 22.7, 0.8, 1.3, 7.6 percent students of Science, Commerce, Computer Application, Library Science, Fashion and Arts background respectively have participated in the survey (Pie charts are shown below)

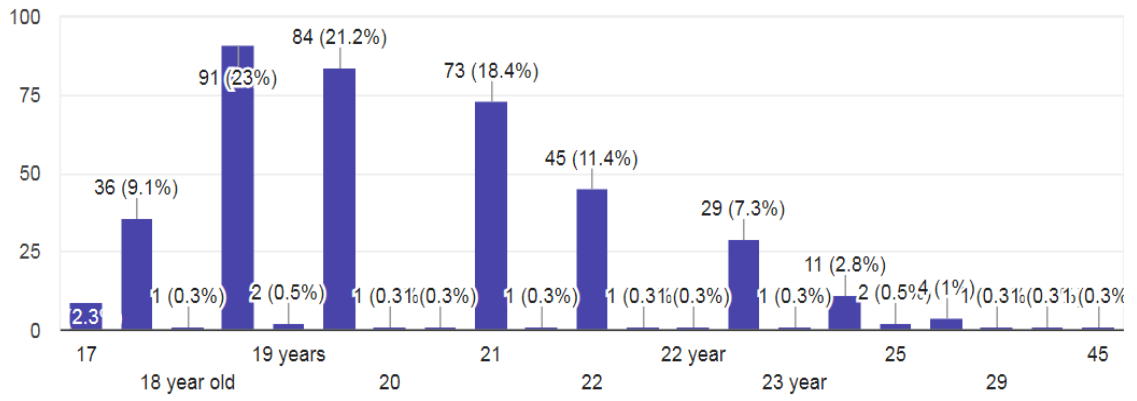
A) Please confirm this is the first and only time you answer this survey.

396 responses



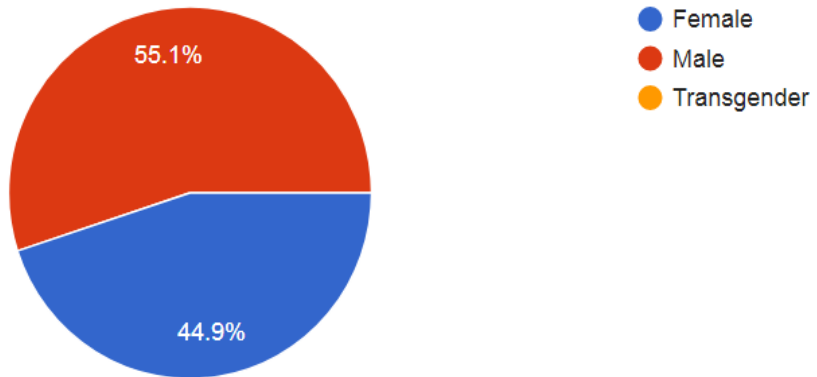
B) Age :

396 responses



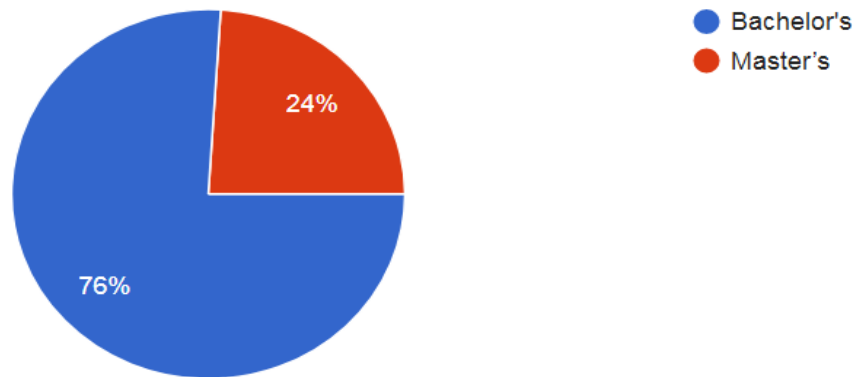
C) Gender:

396 responses



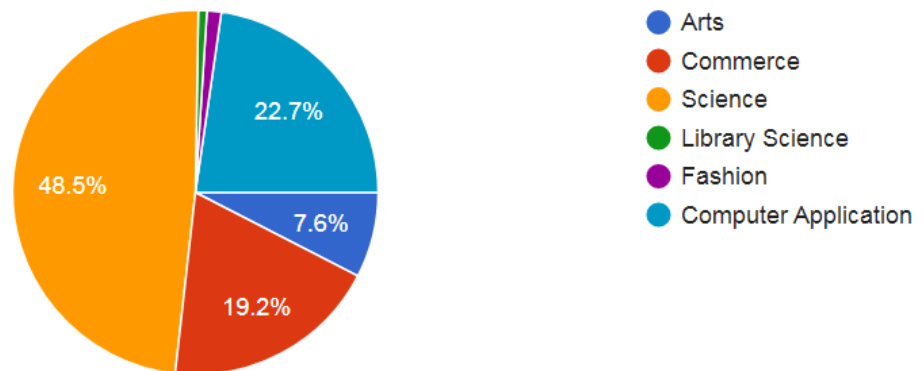
#### D) What degree program are you pursuing now?

396 responses



#### F) What subject area are you currently pursuing?

396 responses



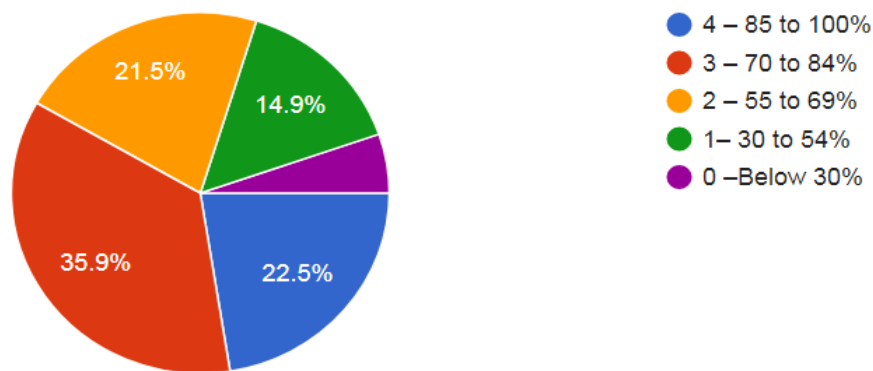
58 % of students reported, over 70% completion of course . Over 90% of students are satisfied with the preparation of teachers for class. 72% of students are convinced with maximum 50-90% use of ICT tools in teaching. Teachers had illustrated the concepts very well through examples and applications, said by 85% of students. Over 80% of students appreciated the communication skills of the teachers and over 66% of students described the teacher's approach as excellent to very good. Teachers had identified the strengths, weaknesses of the students and encouraged them to overcome these by providing the right level of challenges, said by over 70% of students. Over 87% of students reported that internal evaluation remains fair and performance in assignments discussed with them. The institution made efforts to engage

students in the monitoring, review and continuous quality improvement by inculcating soft skills, life skills and employability skills to make them ready for the work, said by over 71% students. Most of the students found that they get multiple opportunities by institute efforts for internships, student exchange, and field visits. Over 78% of students found that teachers encouraged them to participate in extracurricular activities. Over 68% students were satisfied by the well executed teaching and mentoring process and found it significantly helpful for their incognitive, social and emotional growth and agreed that mentor's take appropriate follow-up for assigned tasks. Only 5.6 students had not found it significant. Over 75% reported a very good teaching-learning process. Three suggestions are invited from each student to improve the teaching-learning process. Students ask to give more time for preparation/ assignments/ tests and internals. Made educational tours compulsory for every student. Students demanded mandatory 1-2 sports activities in a week, and increased book issue time from 15 days to 1 month .

**Question wise students' response depicted below.**

1. How much of the syllabus was covered in the class?

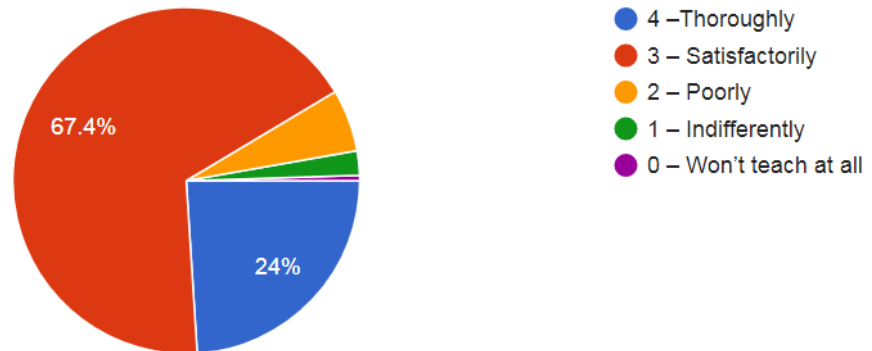
396 responses



22.5 % of students reported 85-100% coverage of the syllabus and almost 36% of the students agreed that 70-84% of the syllabus was covered in the class while age of students reported below 30% syllabus coverage.

## 2. How well did the teachers prepare for the classes?

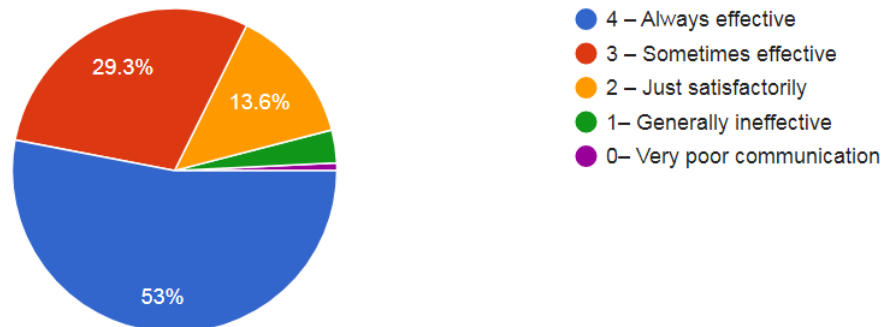
396 responses



24% of the students reported that teachers were well prepared for the classes and 67.4% students were satisfied with their preparation. A nominal degree indicates the poor performance of the teachers.

## 3. How well were the teachers able to communicate?

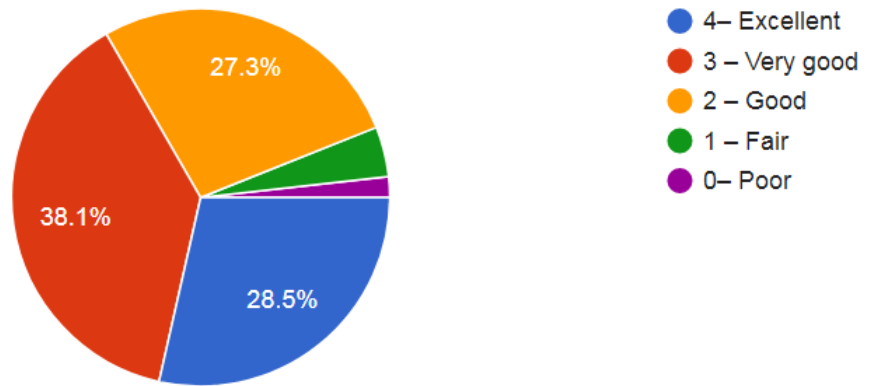
396 responses



More than half of the students (53%) reported that teachers were always able to communicate effectively while 13.6% of students reported satisfactory communication.

#### 4. The teacher's approach to teaching can best be described as

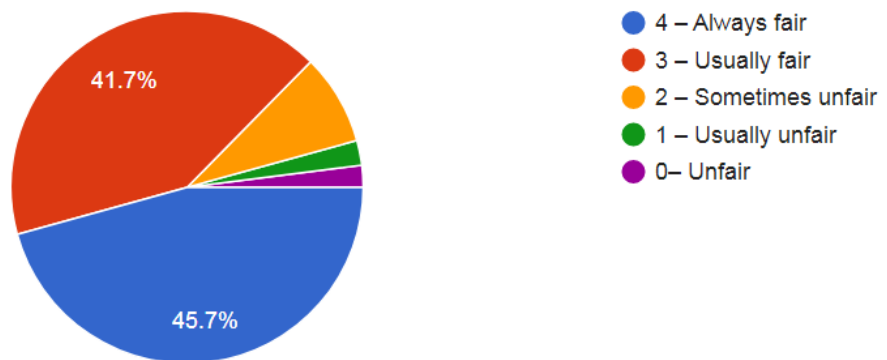
396 responses



28.5%, 38.1 % and 27.3% of the students reported excellent, very good and good approaches of the teacher.

#### 5. Fairness of the internal evaluation process by the teachers.

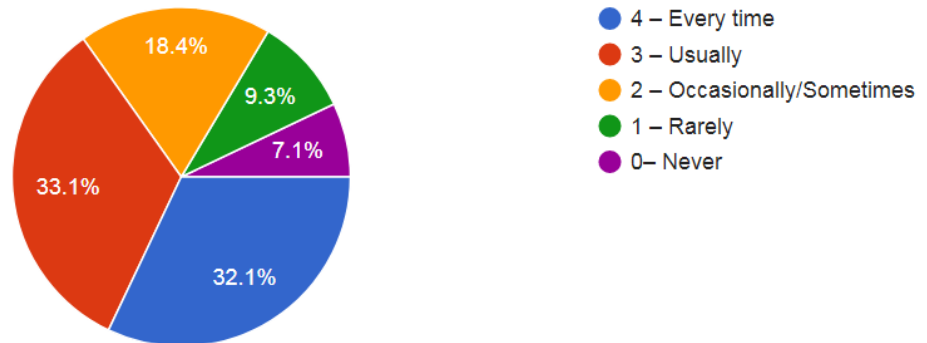
396 responses



45.7% and 41.7% of the students agreed to the point that internal evaluation process were always and usually fair.

6. Was your performance in assignments discussed with you?

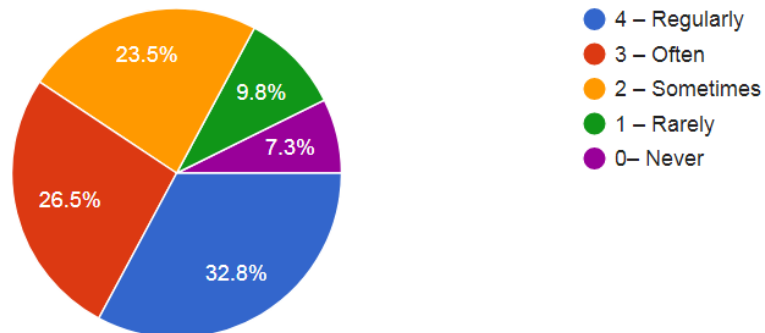
396 responses



7.1 % of the students said that performance in assignments was never discussed with them.

7. The institute takes active interest in promoting internship, student exchange, field visit opportunities for students.

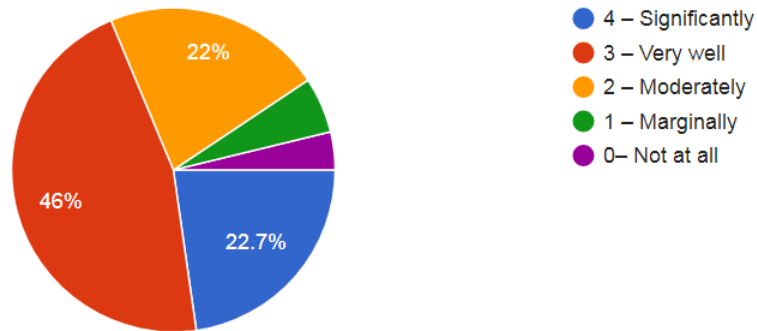
396 responses



32.8% of the students admitted that the institute regularly takes active interest in promoting internship and other opportunities for students while 7.3% of the students denied the same.

8. The teaching and mentoring process in your institution facilitates you in cognitive, social and emotional growth.

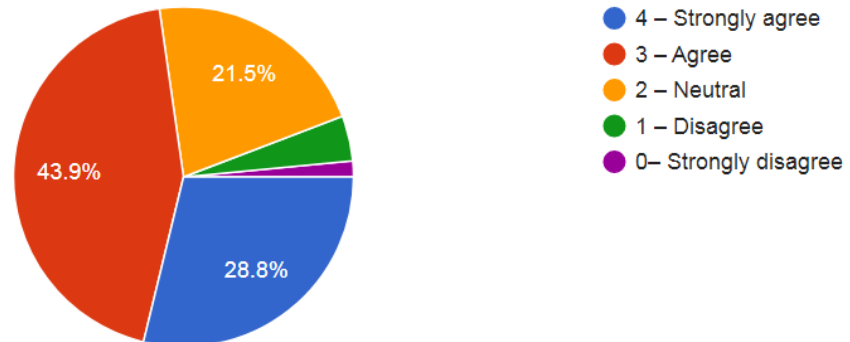
396 responses



22.7 and 46 % of the students reported that they have received significantly and very well mentoring from teachers.

9. The institution provides multiple opportunities to learn and grow.

396 responses

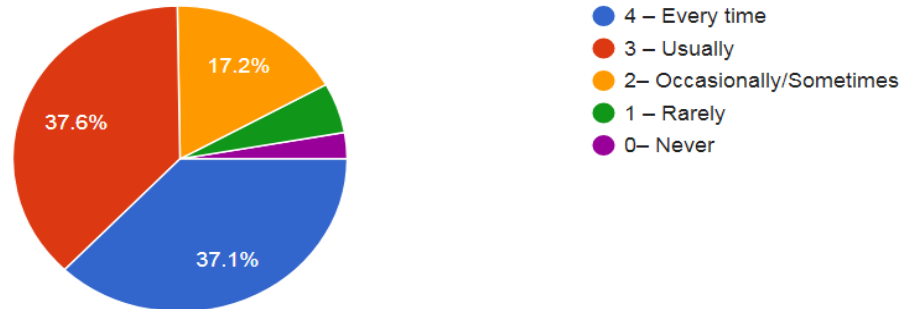


43.9% of the students agreed to the point that the institute provides multiple opportunities to learn and grow while 21.5% of the students showed a neutral response



10. Teachers inform you about your expected competencies, course outcomes and programme outcomes.

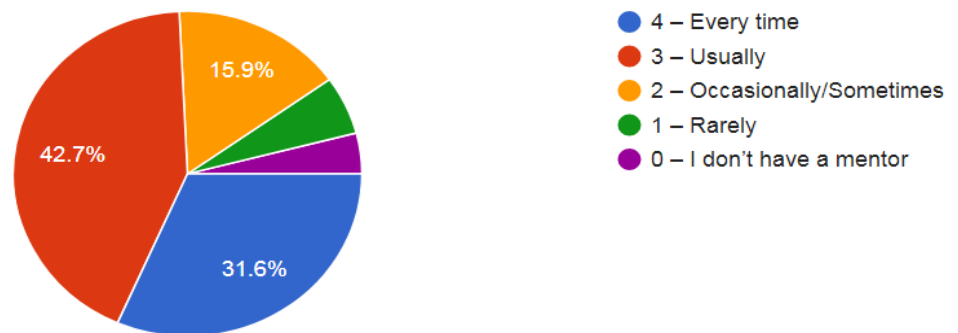
396 responses



37.1% of the students admitted that their teachers always informed them about the expected competencies, course and programme outcomes while some of the students reported that their teachers never did so.

11. Your mentor does a necessary follow-up with an assigned task to you.

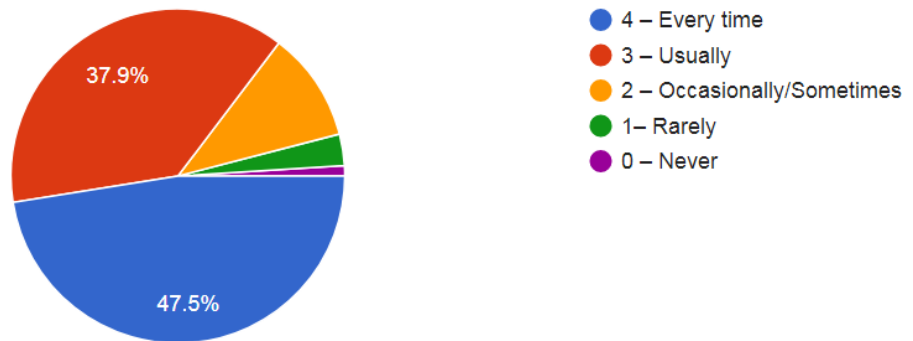
396 responses



31.6 and 42.7 % of the students, respectively, said that mentors always take follow-up of assigned tasks while 15.9% of students said that mentors occasionally take follow-up.

12. The teachers illustrate the concepts through examples and applications.

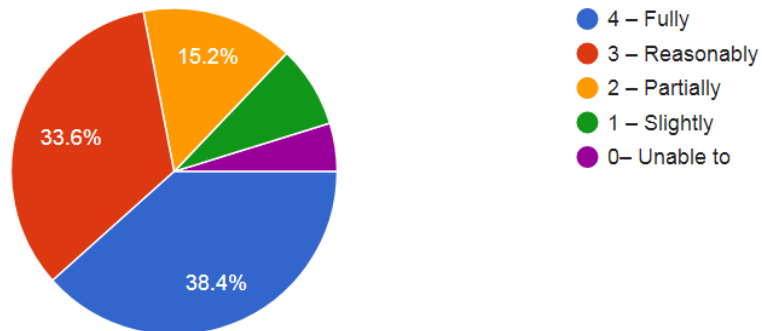
396 responses



47.5% of students said that teachers explained concepts through example and application every time while some students denied the same.

13. The teachers identify your strengths and encourage you with providing right level of challenges.

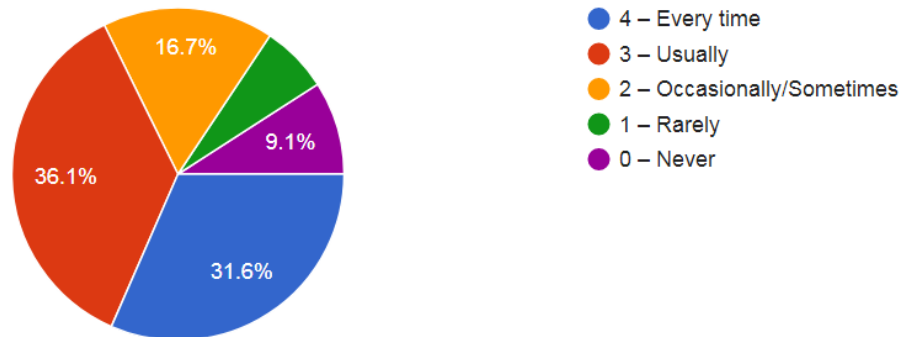
396 responses



38.4% and 33.6% of the students ranked the teacher's ability to do so fully and reasonably while 15.2% of the students reacted neutrally.

14. Teachers are able to identify your weaknesses and help you to overcome them.

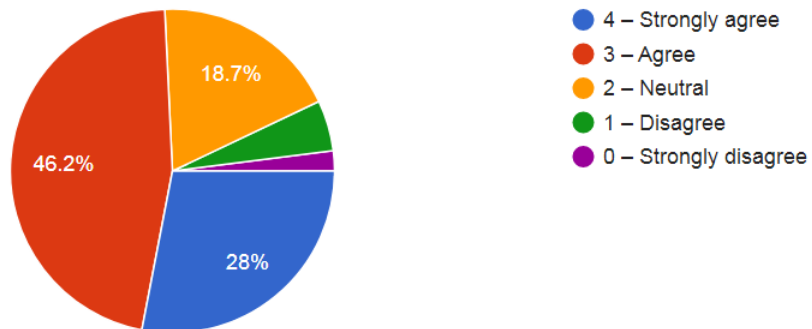
396 responses



9.1% of the students reported that teachers were never able to identify their weaknesses.

15. The institution makes effort to engage students in the monitoring, review and continuous quality improvement of the teaching learning process.

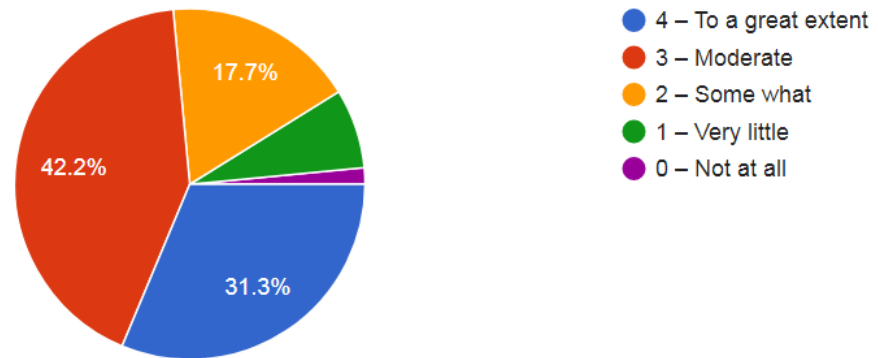
396 responses



28 and 46.2 % of the students strongly to agreed from the effort of engagement of the students in the monitoring, review and continuous quality improvement.

16. The institute/ teachers use student centric methods, such as experiential learning, participative learning and problem solving methodologies for enhancing learning experiences.

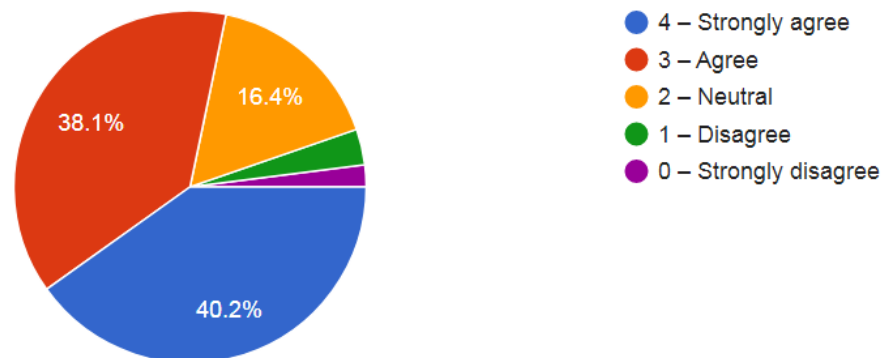
396 responses



42.2 % of the students impressed moderately by enhancing the learning experiences, while a nominal degree of chart impressed not at all .

17. Teachers encourage you to participate in extracurricular activities.

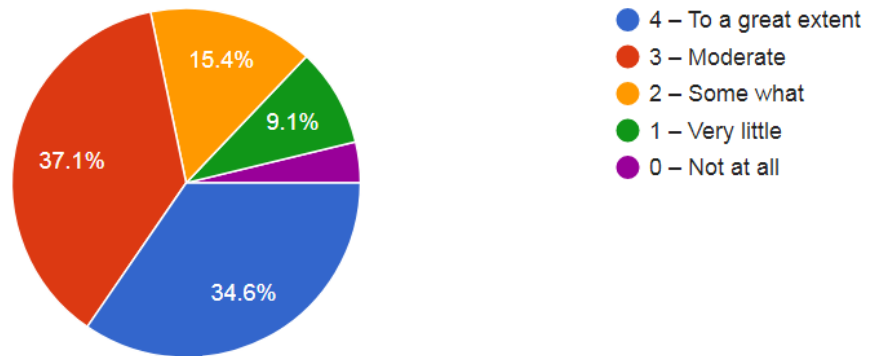
396 responses



40.2 % of the students strongly agreed from the teacher's effort to encourage them to participate in extracurricular activities.

18. Efforts are made by the institute/ teachers to inculcate soft skills, life skills and employability skills to make you ready for the world of work.

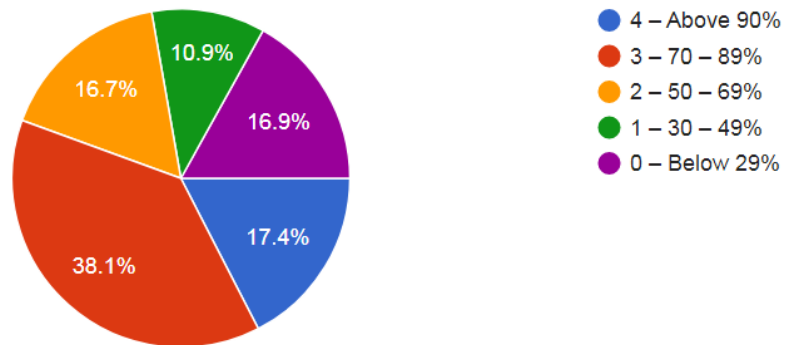
396 responses



9.1 % of the students reported very little effort by the institution.

19. What percentage of teachers use ICT tools such as LCD projector, Multimedia, etc. while teaching.

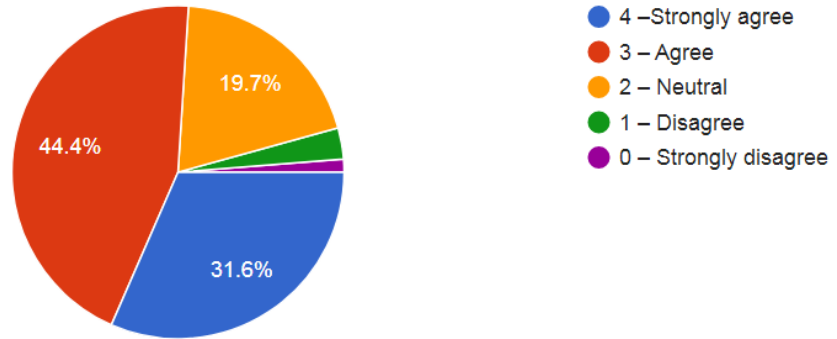
396 responses



16.9% of the students commented that less than 29% of teachers used ICT tools while teaching.

20. The overall quality of teaching-learning process in your institute is very good.

396 responses



31.6% of the students strongly agreed with the overall quality of teaching-learning process in the institute.



(IQAC coordinator)

**Coordinator**  
**IQAC**  
**IPS Academy, Indore**